


# SHOE SIZING GUIDE

MEASURE THE LENGTH AND WIDTH



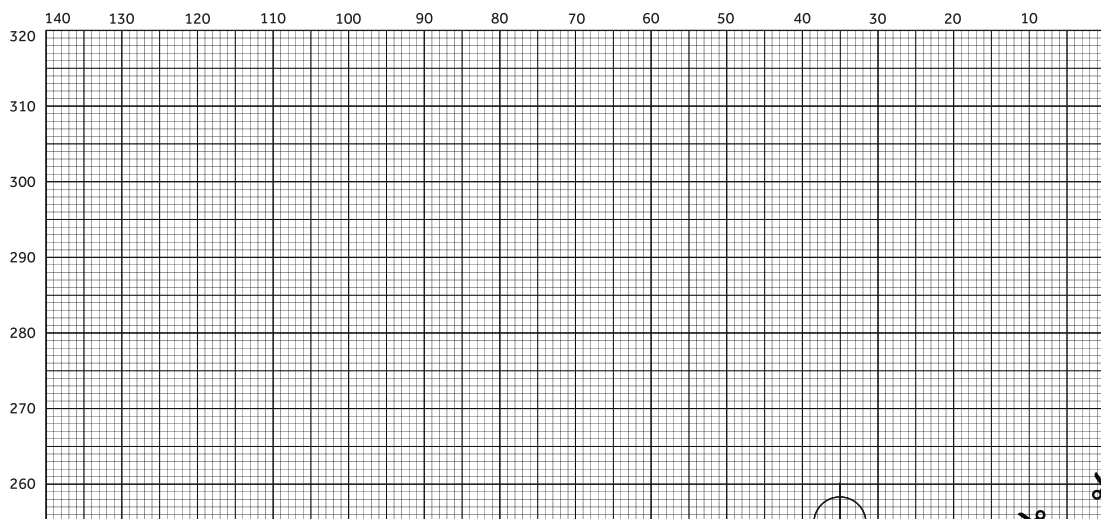
1. Lean your heels against the wall to measure the length of your foot, or the outside of your foot, on top of the piece of paper with one side aligned with the wall.

2. Draw a mark in front of the toe furthest from the wall to measure the length, or the widest part of the foot to measure the width (you may need to get help) and measure the distance from the wall.

3. Repeat the process for the other foot and compare the measurements to our chart to find the correct measurement.

EU SIZE	LENGTH mm	WIDTH mm	US	UK
37	233	85,7	5 1/2	4 1/2
38	239	86,9	6	5
39	247,5	89	6 3/4	5 3/4
40	255	90,5	7 1/2	6 1/2
41	261	92	8 1/4	7 1/4
42	268	94	9	8
43	275	95,1	9 3/4	8 3/4
44	281,5	96,7	10 3/4	9 3/4
45	287	98,7	11 1/2	10 1/2
46	294	100	12 1/4	11 1/4
47	301	101,6	13	12
48	308	103,3	13 3/4	12 3/4

1

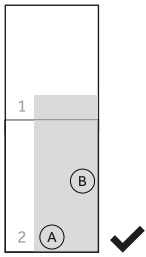
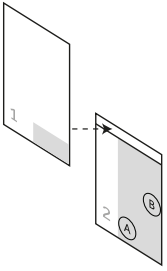


**PREPARE THE TOOL**



**HAVE YOU PRINTED IT CORRECTLY?**  
Make sure you set your printer at 100% scale (actual size). Compare the scale below with a ruler. They should correspond.

**MERGE SHEET 1 WITH SHEET 2**



2

250  
240  
230  
220  
210  
200  
190  
180  
170  
160  
150  
140  
130  
120  
110  
100  
90  
80  
70  
60  
50  
40  
30  
20  
10

